



Ditch the 2D World & Power Forward into 3D Data Visualization

Blow away the competition with **Voxler's** powerful 3D rendering and visualization features. **Voxler** takes your raw, complex data and models it in a rich, interactive, 3D visual environment. Display your data in an unprecedented variety of 3D images that are sure to impress even your harshest critic. Visualizing the depths of your data is almost too easy with **Voxler**.



You worked hard gathering your data so why settle for a yawn-worthy graphic? **Voxler's** graphical output will amaze your clients and set you light years above the competition.



Enhance your 3D volume model with vibrant colors to display the concentration of a dissolved solid.

Voxler 3

Exceeding Expectations

*"I purchased **Voxler** and I cannot be happier! It's a wonderful product and I'll be using it very often."*

Jaime Hincapié
Geophysics Director, CIGMA Radar Houston

*"**Voxler** looks like your crowning achievement. A great product. Well done!"*

Bill Knight
Computational Fluid Dynamics Professional

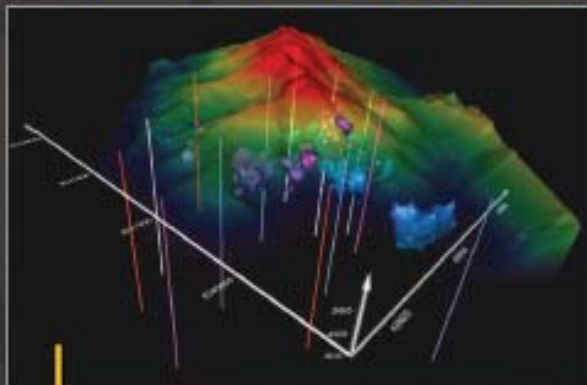
"Overall, a great piece of software...The abilities to rotate displays and adjust transparency are awesome."

Gary Rice, President
GeoFrontiers


*"I'm enthusiastic about **Voxler**! Nice layout, fast running."*

Dr. Niels Hartog, Research Fellow
University of Waterloo

See for Yourself! Download Your Free Demo

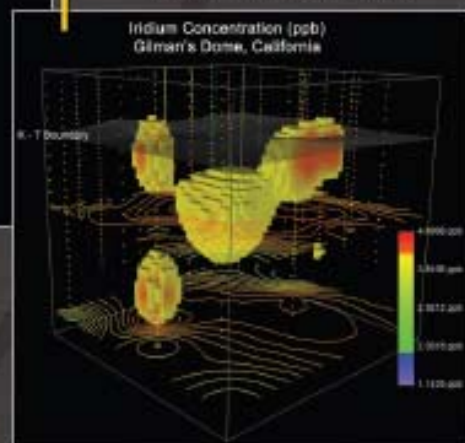


You know the saying, "A picture is worth a thousand words," so sit back, relax, and let **Voxler** do the talking.



Simplify your decision making process by fully visualizing your well data in 3D so you can analyze and interpret every aspect.

View your data right down to the finest detail. No information is lost when **Voxler** is in control.



Voxler 3